



District Report Card: 2017


State: Odisha	District: Nayagarh
Class: 8	Subject: Science
Schools: 47	Students: 1181


Participation/Coverage


Students

<div>GENDER</div> <div></div>	Boys				Girls			
	Number		%		Number		%	
	546		46.23		635		53.77	

<div>AREA</div> <div></div>	Rural				Urban			
	Number		%		Number		%	
	1026		86.88		155		13.12	

<div>CATEGORY</div> <div></div>	SC		ST		OBC		GEN	
	Number	%	Number	%	Number	%	Number	%
	167	14.14	63	5.33	811	68.67	140	11.85

<div>CWSN</div> <div></div>	LD	VI	HI	S&LD	ID	Oth
	3	6	1	2	7	6

<div>Management</div> <div></div>	Government			Government-aided		
	Number		%	Number		%
	1068		90.43	113		9.57

Average Performance of Students in Science (%)

Overall	Gender		Area		Management		Social Group			
	Male	Female	Rural	Urban	Govt.	Aided	SC	ST	OBC	GEN
45.67	46.40	45.04	46.00	43.48	45.97	42.77	46.71	44.87	44.76	50.05

Performance on Learning Outcomes (LOs)

Learning Outcomes	Description	Average Performance(%)
SCI703	Classifies materials and organisms based on properties/characteristics	46.67
SCI704	Conducts simple investigation to seek answers to queries	37.85
SCI705	Relates processes and phenomenon with causes	42.64
SCI708	Measures and calculates e.g., temperature; pulse rate; speed of moving objects; time period of a simple pendulum, etc.	51.23
SCI710	Plots and interprets graphs	35.65
SCI711	Constructs models using materials from surroundings and explains their working	25.13
SCI801	Differentiates materials, organism and processes	50.95
SCI804	Relates processes and phenomenon with causes	53.48
SCI805	Explains processes and phenomenon	37.79
SCI807	Measures angles of incidence and reflection, etc.	42.25
SCI811	Applies learning of scientific concepts in day-to-day life	45.65
SCI813	Makes efforts to protect environment	70.96

Range of Performance of Students who Answered Correctly							
Below 30%		30% - 50%		50% - 75%		Above 75%	
Number	%	Number	%	Number	%	Number	%
313	26.50	404	34.21	328	27.77	136	11.52

Lowest Performing Learning Outcomes (LOs)

- 1 - Constructs models using materials from surroundings and explains their working (25.13)
- 2 - Plots and interprets graphs (35.65)
- 3 - Explains processes and phenomenon (37.79)
- 4 - Conducts simple investigation to seek answers to queries (37.85)
- 5 - Measures angles of incidence and reflection, etc. (42.25)